

'Stay Put' Slotted Belt Loop

NEW!

U.S. Patent Pending

The Nos. 700 and 701 Tool Pouches now have a slotted belt loop (Figure 1) that permits the pouch to be mounted over a pants belt loop. This prevents the pouch from sliding along the belt and makes the pouch 'stay put' when using a carpet kicker. Here's how to put on the pouch (on either the right or the left hip):

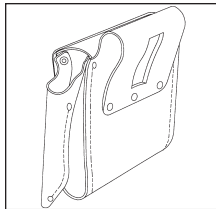


Figure 1

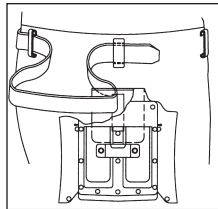


Figure 2

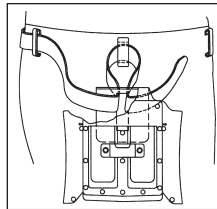


Figure 3

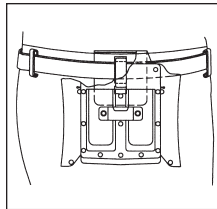


Figure 4

1. Remove belt past the loop over which the pouch is to be mounted.
2. Insert belt into the pouch loop, exit through the slot in the middle of pouch loop and insert belt through the pants loop (Figure 2).

3. Insert belt back into the slot in the middle of pouch loop and pull the belt through the pouch loop toward your belt buckle (Figure 3).
4. Pull belt tight and fasten buckle (Figure 4).

Your pouch will now stay over the pants belt loop and not move while using a carpet kicker.

Beno J. Gundlach Co. • Belleville, IL • U.S.A.

www.benojgundlachco.com

I-700/701 12/3/04