


Instructions and Parts List for

GUNDLACH

No. 747 Double Stretcher Hook

Fast and Easy Carpet Stretching Over Wood Floors



ONE YEAR WARRANTY

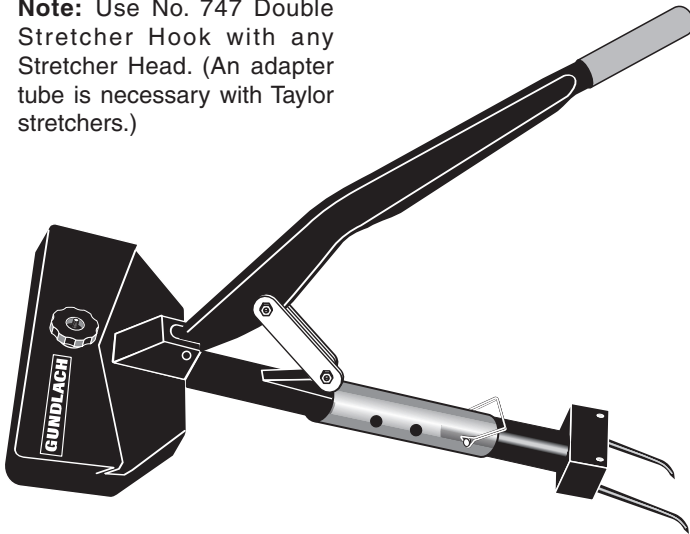
This innovative, lightweight tool stretches from the floor, not from the wall, thereby eliminating tubes, the tail block assembly and the heavy, cumbersome carrying case. Double prong design ensures the best grip in Oriented Strand Board (OSB) and similar subfloors.

Caution: Use only on wood subfloors.

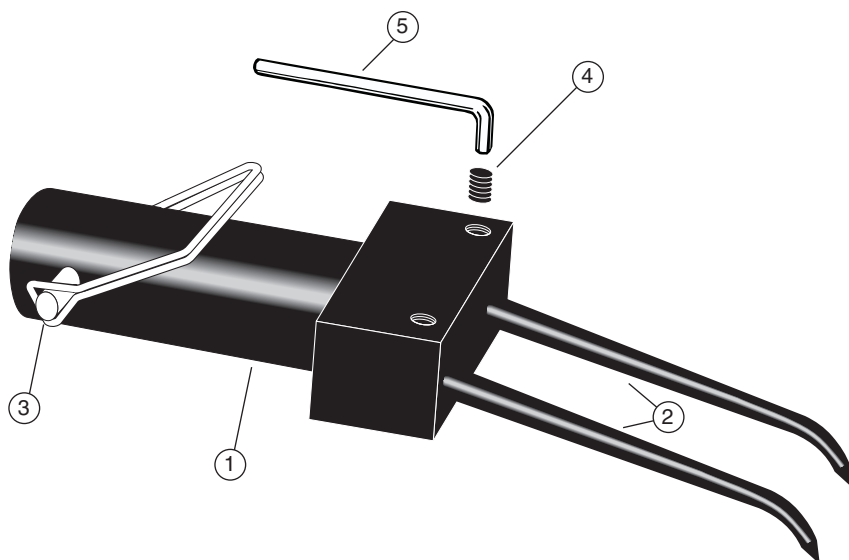
Here's How It Works

1. Assemble hook by placing the prongs in spaces provided in the rear of the body. Make sure that the prongs are positioned down and away from the body (see diagram). Tighten set screws to lock in place.
2. Insert body into the end of the stretcher head. Pass the locking pin through the last hole in the stretcher head tube and through the body. Then pass the locking pin collar over the tube and lock in place over the pin.
3. Place the stretcher head on the carpet, being certain that the stretcher head pins are not (and will not) come in contact with the tackless strip when fully extended. If you attempt to stretch the carpet with the head blocked from moving, you may put too much stress on the prongs and cause them to break.
4. Apply pressure on the top of the hook assembly with your knee or foot making certain that the prongs penetrate the carpet and pad and engage the wood floor.
5. Begin stretching with light pressure to ensure that the prongs have engaged the wood. Continue stretching with increasing pressure.
6. As the carpet stretches, it will move up and over the prongs toward the stretcher head.

Note: Use No. 747 Double Stretcher Hook with any Stretcher Head. (An adapter tube is necessary with Taylor stretchers.)



No. 747 Double Stretcher Hook



Key	Item Number	Qty. Req.	Description
1	747-01	1	Body with 2 No. 737-04
2	737-02	2	Prong
3	737-03	1	Locking Pin and Collar Assembly
4	737-04	2	5/16-18 x 1/2" Socket Set Screw
5	737-05	1	5/32" Short Arm Hex Key

Caution: Use only on wood subfloors.



Beno J. Gundlach Company

211 North 21st Street • P.O. Box 544
Belleville, IL 62222 • U.S.A.
TEL: 618 233-1781 • FAX: 618 233-3636
www.benojgundlachco.com