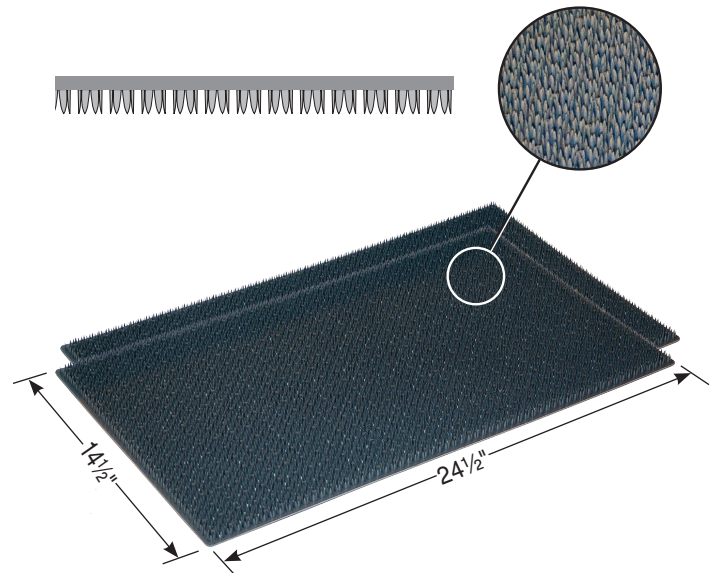


Suggested Uses for **GUNDLACH** No. CGP-1424 Carpet Grabber Pads

The No. CGP-1424 Carpet Grabber Pads (2/set) are designed to be mounted with user supplied plywood or lumber to act either as a seam holder, stretcher tube support or 'deadman' anchor when installing broadloom carpet. Unlike similar devices made using tackless strip, Carpet Grabber Pads will not damage carpet by slipping and are safer to handle. Also, Carpet Grabber Pads are nondirectional, allowing a square 'deadman' anchor to be pushed on from any side. Made from injection molded plastic, each Carpet Grabber Pad is 14½" x 24½".

Usage Tips and General Information

1. Carpet Grabber Pads are best cut at room temperature with a snips, and best mounted using No. 6 x ½" Pan Head Phillips Head Screws into ⅝" plywood, or dimensional lumber. Mounting screws should be placed about 4" apart over the entire pad and near the edge around the perimeter. *Neither gluing (adhesion problems), nor stapling (access and blow through problems), are recommended attachment methods.*
2. When attaching ⅝" plywood to dimensional lumber (2 x 4, 2 x 6 etc.), it is best to use 1⅝" long Drywall Wood Screws, fastening from the plywood side into the lumber. Use two screws at each end, and also about every 6" of length.
3. For a 'deadman' anchor, it is best to push against a 2 x 4 mounted at the back edge of the plywood (or 2 x 10 or 2 x 12 if used). This helps to prevent the 'deadman' anchor from lifting. The use of the proper length Pusher Tube is recommended.
4. When Carpet Grabber Pads are used in the 'deadman' anchor application, it is always recommended that the appropriate amount of weight be used to help hold the 'deadman' anchor in place. The amount of weight will vary with the stretching pressure and size of the 'deadman' anchor.
5. The various usage examples shown are suggestions and to be considered as general guidelines. Sizes can be adjusted to give a 'handling' edge of smooth wood around the Carpet Grabber Pads for easier lifting and transport. Also, hand holes, carrying handles, hinges, hooks and eyescrews, etc. can be added for improved functionality and ease of use.



No. CGP-1424 Carpet Grabber Pads (2/set)


Usage Examples



Seam Holder (5½" W x 14½" L) with No. 612-SW Seam Weight

Components

1. 5½" x 14½" Carpet Grabber Pad (1 each)
2. ⅝" Plywood (5½" x 14½")
3. No. 6 x ½" Pan Head Phillips Screws (10)

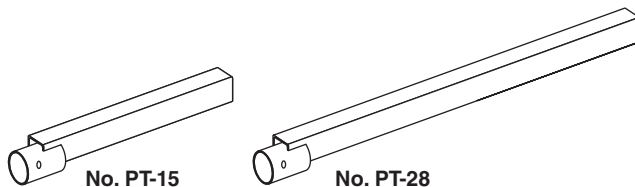


Stretcher Tube Support (5½" W x 16¼" L)

Components

1. 5½" x 7" Carpet Grabber Pad (2 each)
2. ⅝" Plywood (5½" x 7", 2 pieces)
3. ⅝" Plywood (5½" x 16¼")
4. 2 x 6 Lumber (7" long, 2 pieces)
5. ⅝" Long Drywall Wood Screws (8)
6. No. 6 x ½" Pan Head Phillips Screws (16)

Pusher Tubes

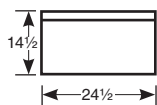


For use with the 'deadman' anchors, these pusher tubes have a 1½" steel square tube welded to a round steel tube that connects to the stretcher tubing. The round tube is welded slightly offset so that the stretcher tube hugs the floor, while the square tube lays over the ⅝" plywood, helping to hold it down. The square end of the pusher tube rests against the 2 x 4 as shown on the reverse side. The length of the square tube portion is 12½" for the No. PT-15 and 25½" for the No. PT-28, and the overall length is 2½" more for both.



Single Width (14½" D x 24½" W) 'Deadman' Anchor with No. PT-15 15" Pusher Tube — for doorways use

Single Width*



Components

1. 14½" x 24½" Carpet Grabber Pad (1 each)
2. ⅝" Plywood (14½" x 24½")
3. 2 x 4 Lumber (24½" long)
4. 1⅝" Long Drywall Wood Screws (10)
5. No. 6 x ½" Pan Head Phillips Screws (32)



Double Width (14½" D x 49" W) 'Deadman' Anchor with No. PT-15 15" Pusher Tube — for standard use

Double Width*



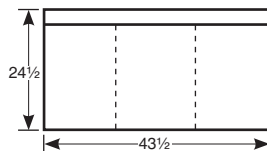
Components

1. 14½" x 24½" Carpet Grabber Pads (2 each)
2. ⅝" Plywood (14½" x 49")
3. 2 x 4 Lumber (49" long)
4. 1⅝" Long Drywall Wood Screws (20)
5. No. 6 x ½" Pan Head Phillips Screws (64)



Triple Width (24½" D x 43½" W) 'Deadman' Anchor with No. PT-28 28" Pusher Tube — for heavy duty use

Triple Width*



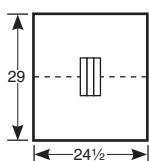
Components

1. 14½" x 24½" Carpet Grabber Pads (3 each)
2. ⅝" Plywood (24½" x 43½")
3. 2 x 4 Lumber (43½" long)
4. 1⅝" Long Drywall Wood Screws (16)
5. No. 6 x ½" Pan Head Phillips Screws (96)



'Square' (24½" x 29") 'Deadman' Anchor with No. PT-15 15" Pusher Tube — for pushing from any direction

'Square'*



Components

1. 14½" x 24½" Carpet Grabber Pads (2 each)
2. ⅝" Plywood (24½" x 29")
3. 2 x 4 Lumber (10½" long, 3 pieces)
4. 1⅝" Long Drywall Wood Screws (12)
5. No. 6 x ½" Pan Head Phillips Screws (64)

*All dimensions shown are in inches.



Beno J. Gundlach Company

211 North 21st Street • P.O. Box 544
Belleville, IL 62222 • U.S.A.
TEL: 618 233-1781 • FAX: 618 233-3636
www.benogundlachco.com